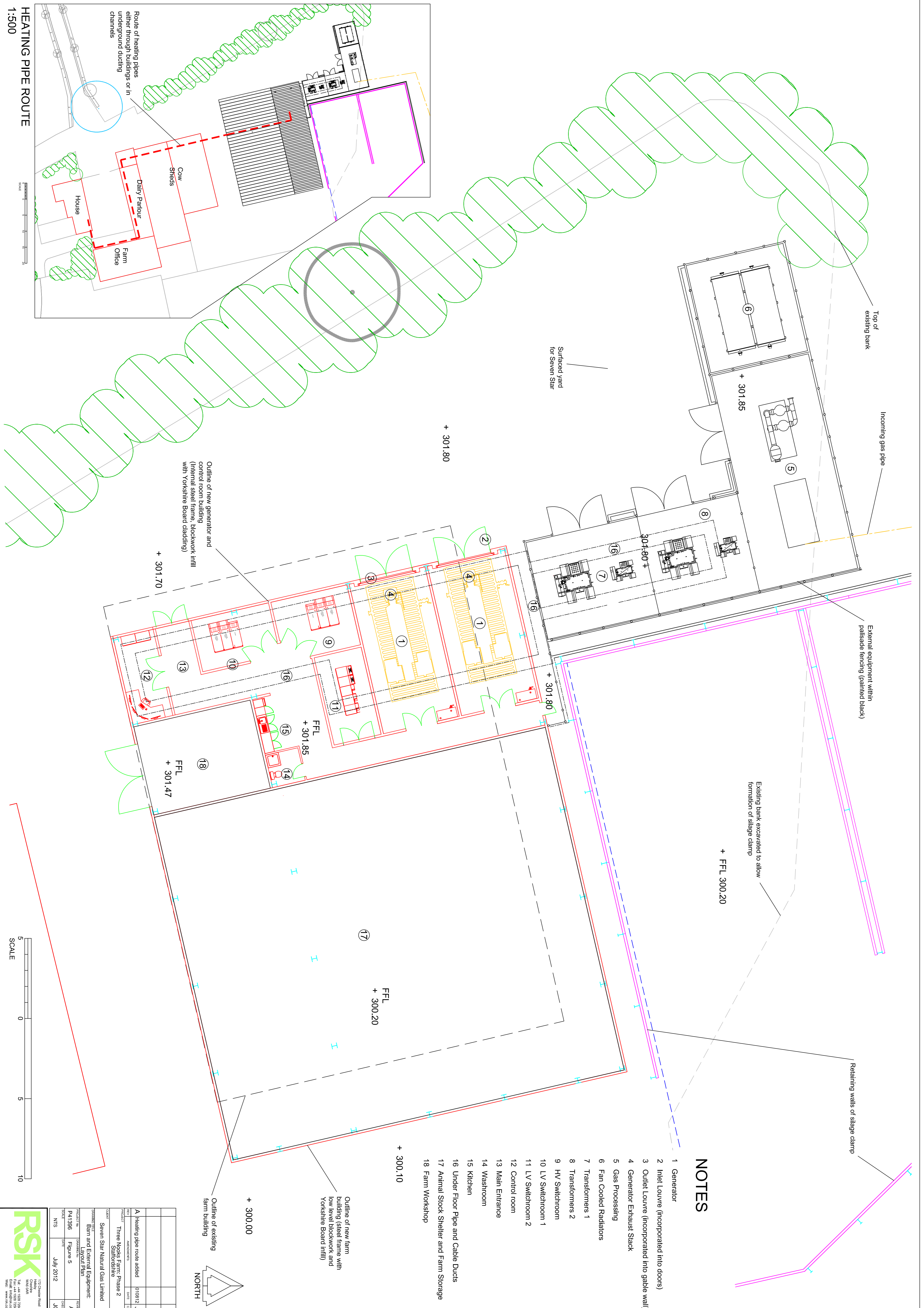
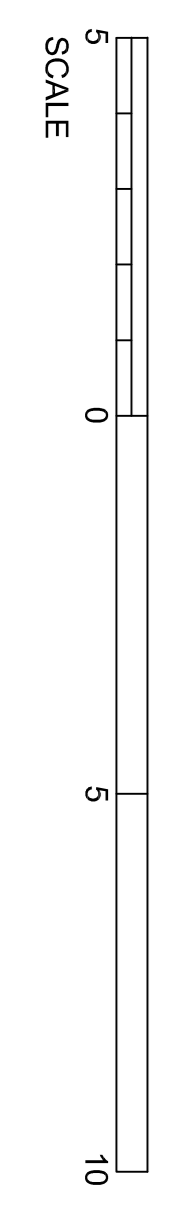
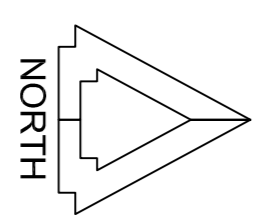


HEATING PIPE ROUTE  
1:500



**NOTES**

- 1 Generator
- 2 Inlet Louvre (Incorporated into doors)
- 3 Outlet Louvre (Incorporated into gable wall)
- 4 Generator Exhaust Stack
- 5 Gas Processing
- 6 Fan Cooled Radiators
- 7 Transformers 1
- 8 Transformers 2
- 9 HV Switchroom
- 10 LV Switchroom 1
- 11 LV Switchroom 2
- 12 Control room
- 13 Main Entrance
- 14 Washroom
- 15 Kitchen
- 16 Under Floor Pipe and Cable Ducts
- 17 Animal Stock Shelter and Farm Storage
- 18 Farm Workshop



PROJECT NO	P41396	DATE	July 2012
CLIENT	Seven Star Natural Gas Limited		
PROJECT TITLE	Barn and External Equipment Layout Plan		
FIGURE NO	Figure 5	SCALE	1:500
DESIGNED BY	NTS	CHECKED BY	JG
PROJECT NO	A	DATE	01/08/12
PROJECT TITLE	Heating pipe route added		
CLIENT	Three Nooks Farm, Phase 2, Staffordshire		
PROJECT NO	010812	DATE	01/08/12
CLIENT	US		

